

CROSSCUT STONE SERIES

CROSSCUT STONE Series is produced using hi-definition inkjet technology to recreate a crosscut stone look.



PRODUCT TYPE: Glazed porcelain

COLOURS: Light Grey and Dark Grey

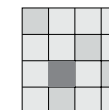
SIZES: 300x300mm, 300x600mm and 600x600mm
Rectified Edges

FINISHES/USAGE: Matt and Grip/Wall and Floor

AESTHETIC QUALITIES: The digital system guarantees realistic, authentic colouring, with variations in texture and patterning.

TECHNICAL DATA: P3 Pendulum slip rating (Matt)
P4 Pendulum slip rating (Grip)
More technical data on last page

VARIATION:



V3

CROSSCUT STONE SERIES

PRODUCT INFORMATION




Light Grey

Matt 300x300mm | 300x600mm | 600x600mm



Dark Grey

Matt 300x300mm | 300x600mm | 600x600mm
Grip 300x600mm



Variation is an inherent property of tiles and stone. Sizes are nominal and may include a joint.

CROSSCUT STONE SERIES







LIFESTYLE IMAGES



Variation is an inherent property of tiles and stone. Sizes are nominal and may include a joint.

CROSSCUT STONE SERIES

TECHNICAL DATA

	technical characteristics	test method	required values	value
	Group B I a			
	water absorption	iso 10545-30	≤ 0.5%	.21%
	bending strength	iso 10545-4	≥ 12MPA	≥ 33.5MPA
	breaking strength (S)	iso 10545-4	≥ 350 N	≥ 1785N
	abrasion resistace	iso 10545-7	Max. 175 mm ³ PEI 1-5	Class 3
	chemical resistance	iso 10545-13	Household chemicals and swimming pool salts	GA
			Low concentration of acids and alkalis	GLA
	stain resistance	iso 10545-14	Minimum Class 3	Class 5