

NATIVE SERIES

Inspired by english limestone, **NATIVE** Series has minimal uniform movement and subtle shade variation in various tones of Greige.



PRODUCT TYPE: Colour bodied porcelain

COLOURS: Ivory, Warm Grey and Taupe


SIZES: 300x600mm and 600x600mm
Rectified Edges

FINISHES/USAGE: Matt and Grip/Wall and Floor

AESTHETIC QUALITIES: Soft and versatile tones

TECHNICAL DATA: P3 Pendulum slip rating (Matt)
P5 Pendulum slip rating (Grip)
More technical data on last page

VARIATION:



V2

NATIVE SERIES

PRODUCT INFORMATION



Ivory

Matt 300x600mm | 600x600mm
Grip 300x600mm



Warm Grey

Matt 300x600mm | 600x600mm
Grip 300x600mm



Taupe


Matt 300x600mm | 600x600mm
Grip 300x600mm




Variation is an inherent property of tiles and stone. Sizes are nominal and may include a joint.

NATIVE SERIES


VARIATION IVORY



VARIATION WARM GREY










VARIATION TAUPE



NATIVE SERIES

TECHNICAL DATA

	technical characteristics	test method	required values	result
	water absorption	ISO 10545-3	$\leq 0,5$	$E_b \leq 0,5$ (Individual maximum value 0,6%)
	modulus of rupture	ISO 10545-4	≥ 35	$R \geq 35$ (Individual minimum value 32 N/mm ²)
	surface quality	ISO 10545-2	Complies with the standards	$\geq 95\%$ - complies
	breaking strength	ISO 10545-4	≥ 1300	≥ 1300 (Thickness $\geq 7,5$ mm) ≥ 700 (Thickness $< 7,5$ mm)
	abrasion resistance	ISO 10545-7	120 - 150	≤ 175
	chemical resistance	ISO 10545-13	Class 5	pass
	resistance to frost	ISO 10545-12	Complies with the standards	Pass according to EN ISO 10545-1 (EN 14411:2016) Required (ISO 13006:2016)