




Jura

The Jura series of Limestone Tiles are a reproduction of natural stone tiles sourced from the Jura region in Germany. They are known for their durability, elegance and versatility. The Jura series can be used for both indoor and outdoor applications, such as flooring, wall cladding, countertops, fireplaces and more. The Jura series come in a matt P3 rated finish in 4 colours. The Jura series is a great choice for adding a touch of sophistication and style to any space.







Jura



Greige





White



Ivory



Grey



Glazed
Porcelain

Rectified
Edge

V3
Variation

Matt
Finish

P3

Floor Cat. 4

6

600x600

GNS Ceramics recommends that our retail shops pass on the following information to the installer and end-user.

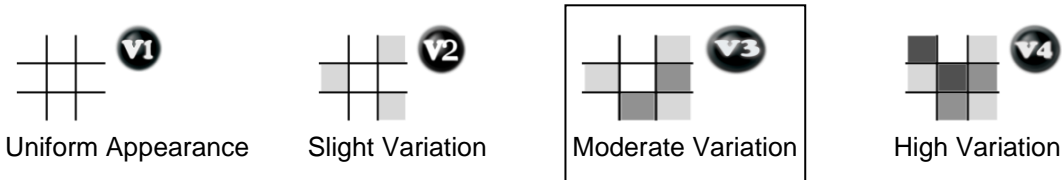
Ceramic tiles are only one component of a much larger building system. It is our experience that failure of any tiling system is very often the result of a combination of factors. For example; inappropriate design, type of substrate, surface preparation, temperature during installation, adhesives, incompatibility of products, product failure, environmental factors skill and knowledge of the installers etc; the latter being supplied or controlled by a variety of manufacturers and tradesmen. GNS Ceramics has no involvement in the design, selling and installation processes and once goods have been dispatched from our warehouse we have no control over where and how these products are used. As a result the project manager, and or the tiler are the only people in a position to ensure that all the components used in a project are compatible and that the product is installed in accordance with the Australian Building Code and the Australian Standards.

Installation Instructions for all types of tiles can be found in the GNS Ceramics Price List, and on our website. We suggest these are followed at all times.

Cleaning and Maintenance

Do not use abrasive cleaners and chemicals which could permanently scratch and damage the surface of the tile. For daily cleaning we recommend the use of a mild PH Neutral detergent. Should a more vigorous cleaning programme be required we recommend the use of a proprietary tile cleaner from a specialty tile supplier.

Colour & Pattern Variation Guide



Slip Resistance

The best way to minimise the risk of slipping is through safe design principals. This involves a risk management approach which evaluates the likelihood and consequence of an incident to occur. Slip resistive flooring is only one of the design components to consider, other design features should also be considered, including awnings, airlocks, matting and a suitable cleaning regime to reduce the extent of contaminates. Visual aids, warning signs, handrails and lighting, along with the footwear to be worn, should also be considered.

All ceramic tiles can be slippery, particularly when wet. This includes tiles, commonly used in wet areas such as bathrooms. It is important that customers be aware of the potential danger of wet ceramic tiles and seek advice from the retailer as to the level of slip-resistance of any particular tile, and its suitability for the intended application. If there is any doubt, tiles should be tested for slip-resistance immediately after being laid, under the conditions that they will be subject to during use. While tiles may achieve an acceptable standard in a laboratory test, it is quite probable that the performance in-situ will be less than expected, due to installation methods, wear & tear, cleaning regimes and unforeseen circumstances. Test results should therefore to be seen as a relative guide to estimate the merits of one tile versus another and should be used in conjunction with the Australian Building Code and the relevant Australian Standards. Further information on slip resistance is provided in the Australian Standards HB198:2014 - An Introductory guide to the slip resistance of pedestrian surface materials.

There are many factors beyond the control of the supplier that can affect the level of slip-resistance of tiles, or contribute to the incidents of injury through slipping. Consequently, the laboratory test results presented here must not be viewed to mean that GNS Ceramics Pty Ltd, is providing any warranty, nor will accept any liability for personal injury or accidents arising from the selection or installation of tiles under any circumstances.

Classes of Use

The classification has taken into account the recommendations of the Australian Standards; however, they are given for general guidance only. They are valid for the given application under **NORMAL CONDITIONS** and should not be taken to provide accurate product specifications for specific requirements.

WARNING: Other standards and building code requirements may affect your selection of tiles.

Consideration should be given to the footwear, type of pedestrian traffic and cleaning methods expected. Floors should be adequately protected against soiling from following trades during installation; they should also be protected against scratching dirt at the entrances to building by interposing footwear cleaning devices. For example, mats, shoe scrapers, static devices, etc.

CLASS 4 - Floor coverings that are walked on by regular traffic with some scratching dirt so that conditions are more severe than CLASS 3; For example, entrances, laundries with external access, living areas, entertainment areas, patio's, sales rooms, motels.